

# Technical Data Sheet

CODE 12017

## MICRO 100 I

Centrifugal duct fans for flush mounting



### Certifications



IMQ



CE



IMQ Performance



CCC



EAC

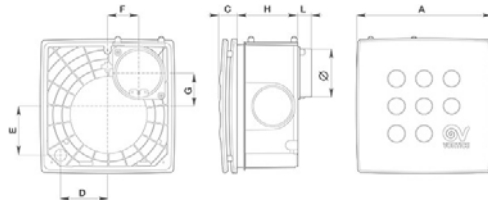


UKCA

### TECHNICAL AND PERFORMANCE DATA

Frequency (Hz)	50	Airflow at 1st speed (m <sup>3</sup> /h)	75
Insulation class	II <sup>o</sup>	Max airflow at Max speed (l/s)	28
IP	X4	Max airflow at Max speed (m <sup>3</sup> /h)	100
Max absorbed current at Max speed (A)	0,12	Max pressure at Max speed (mmH2O)	22
Max absorbed current at Min speed (A)	0,10	Max pressure at Max speed (Pa)	218
Max absorbed power at Max speed (W)	27	Max RPM	1450
Max ambient temperature for continuous operation (°C)	50	Min RPM	1010
Nominal diameter (mm)	100	Pressure at 1st speed (mmH2O)	20
Ø Discharge hole (mm)	73,5	Pressure at 1st speed (Pa)	196
Power absorbed at 1st speed (W)	20	Sound pressure at 3 m - min speed Lp [dB (A)] 3m - min speed	26,3
Voltage (V)	220-240	Sound pressure at 3m at Max speed Lp [dB (A)]	34,3
Weight (Kg)	1,91	Sound pressure level at 3 m at Max speed on extraction side [dB(A)]	33,5
Airflow at 1st speed (l/s)	21	Sound pressure level at 3 m at Min speed on extraction side [dB(A)]	25,9

### DIMENSIONS



Size A (mm)	258
Size C (mm)	34
Size D (mm)	92
Size E (mm)	90
Size F (mm)	64
Size G (mm)	60
Size H (mm)	118
Size L (mm)	26

### PER INFORMAZIONI / FOR INFORMATION

#### ITALY

Pre Sales:

prevendita@vortice-italy.com

After Sales:

postvendita@vortice-italy.com

#### UNITED KINGDOM & REP. OF

IRELAND

Sales Dept:

sales@vortice.ltd.uk

Technical Dept:

technical@vortice.ltd.uk

#### OTHER COUNTRIES

Sales Dept:

export@vortice-italy.com

After Sales:

after-sales@vortice-italy.com

# Technical Data Sheet

CODE 12017

## MICRO 100 I

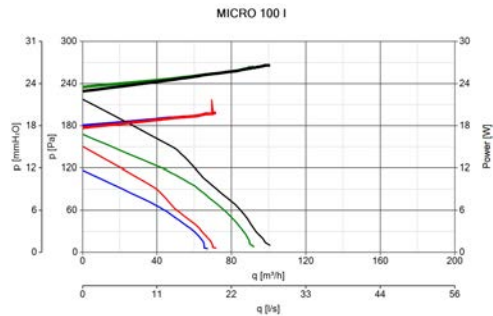
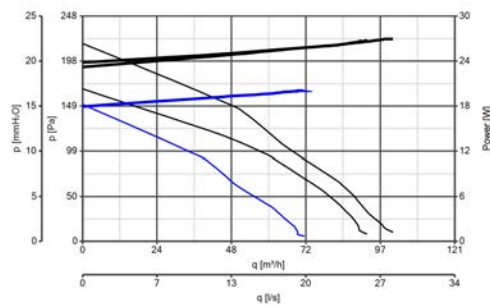
Centrifugal duct fans for flush mounting



### DESCRIPTION

- Material used for parts not recessed into wall: white ABS plastic.
- Material used for parts recessed into wall: talc-filled black plastic (PP) giving added strength.
- Nominal diameter 100 mm.
- Capacitor start 2-speed induction motor coupled to a forward bladed centrifugal impeller, with thermal overload cutout and self-lubricating bushings.

### CURVES



### ACCESSORIES



**C 1.5  
(COMANDO EL.  
1.5 A)**

Code 12966



**KIT SCB  
(TRASF.E.C.)**

Code 22481




**SCNRB  
SCAT.COM.NON  
REV.INCASSO**

Code 12971



**DEVIATORE DI  
FLUSSO M 10/4**

Code 22310



**KIT SOFFITTO  
MICRO**

Code 22491

### PER INFORMAZIONI / FOR INFORMATION

#### ITALY

Pre Sales:  
prevendita@vortice-italy.com  
After Sales:  
postvendita@vortice-italy.com

#### UNITED KINGDOM & REP. OF

#### IRELAND

Sales Dept:  
sales@vortice.ltd.uk  
Technical Dept:  
technical@vortice.ltd.uk

#### OTHER COUNTRIES

Sales Dept:  
export@vortice-italy.com  
After Sales:  
after-sales@vortice-italy.com